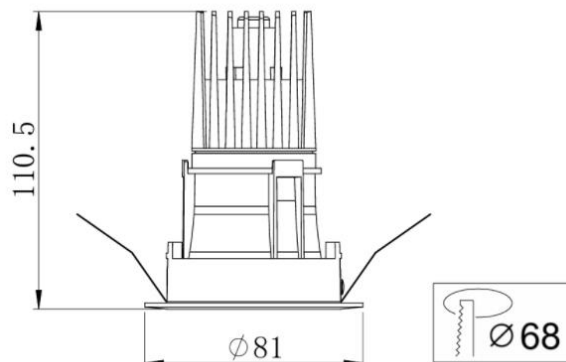


LDL252

12w LED Downlight with LLR15 module

RiO
LIGHT DYNAMIC



General Information

Housing Material:	Aluminium	Diffuser Material:	N/A
Colour (RAL):	White(9016) - Black(9004)	Weight:	148g (Lamp)
Dimensions (L-W-H):	Dia.81mm – H110.5mm	Cuthole :	68mm
Connection:	AC Connector	Installation:	Recessed Mounted
Rotation Angle:	N/A	Tilting Angle:	N/A
Temperature:	-20 ~ +35°C	Accessories:	N/A

Photometrical Data

LED Manufacturer:	Luminus	LED Type:	CLM9
CCT:	2700K - 3000K - 4000K	CRI(Minimum):	90
lm system (±5%):	1104lm - 1147lm - 1202lm	lm Module:	1298lm - 1349lm - 1413lm
Luminous Efficiency:	76lm/w - 79lm/w - 82lm/w	MacAdam:	3
Optic:	Reflector + Anti-Dazzle Cover	Beam Angle:	24°/45°/60°
UGR:	<19	LifeSpan (Ta25°C):	>50.000h - L70B50

Electrical Data





Driver:	TRIDONIC	Input Voltage:	220-240VAC 50/60Hz
Output Voltage:	25-43VDC	Output Current:	350mA
Power Factor:	>0.55	Current Ripple:	±5%
W system:	14.6W	Ballast Losses:	2.1W
Control:	ON/OFF	Minimum Dimming:	N/A
Inrush Current:	14.5A / 114µs	Max No. of Units	B10/13/16 = 32/41/50
		per MCB:	C10/13/16 = 52/67/85

LDL252

12w LED Downlight with LLR15 module



Accessories

			
AS	BK	CH	RB